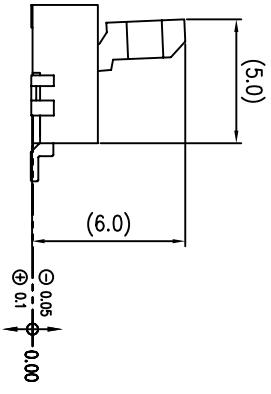
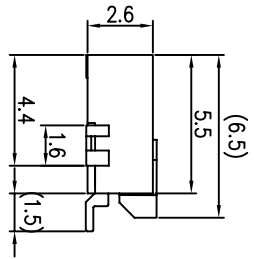
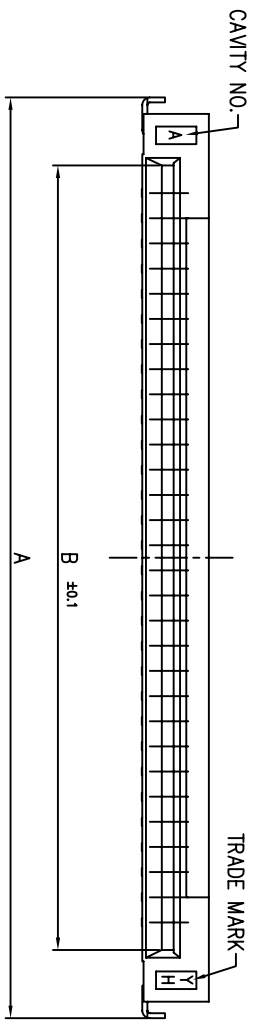
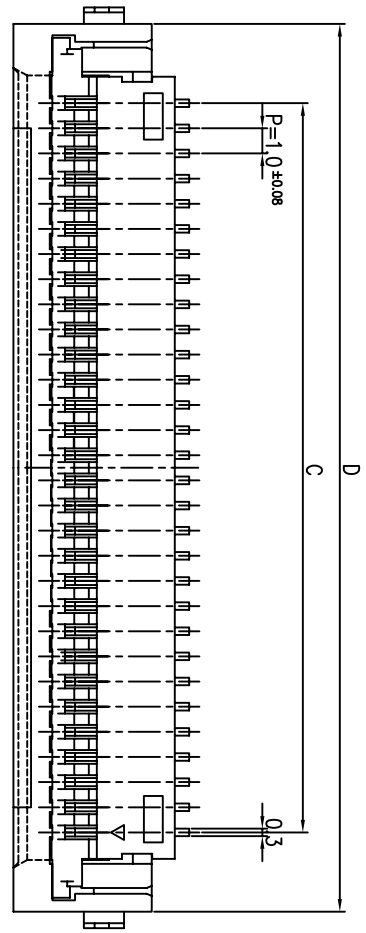
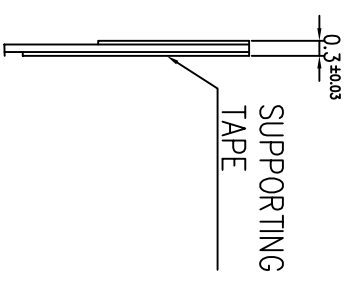
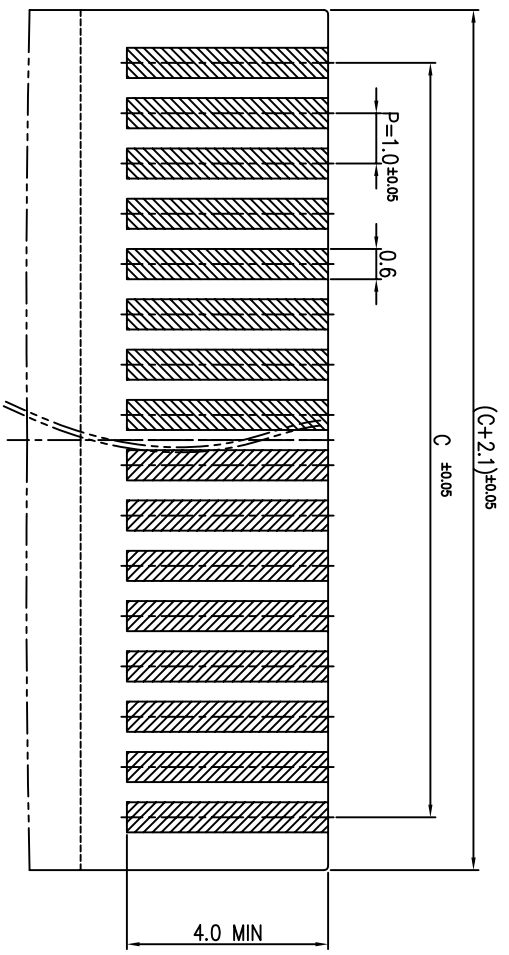
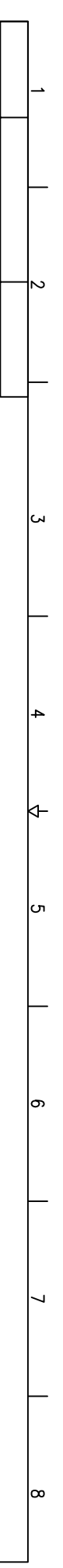


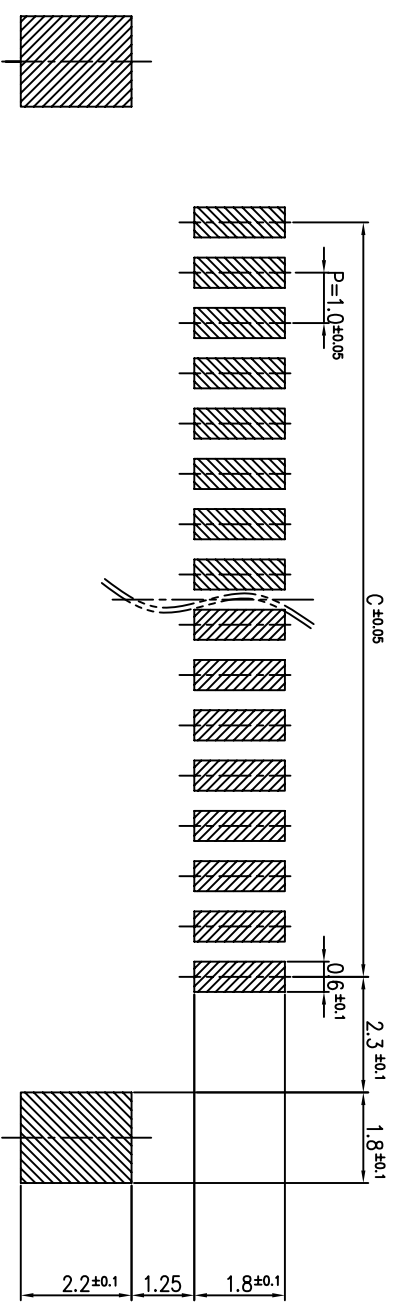
NO.OF POS.	PARTS NO.	A	B	C	D
04	10031HR-04(G)	10.6	5.2	3.0	9.3
10	10031HR-10(G)	16.6	11.2	9.0	15.3
20	10031HR-20(G)	26.6	21.2	19.0	25.3
30	10031HR-30(G)	36.6	31.2	29.0	35.3



I/NO	DESCRIPTION	MATERIAL	TREATMENT	QTY	REMARK
SCALE	DRAWN	DESIGN	CHECK	APPD	
5/1					
<b>YEONHO ELECTRONICS CO., LTD.</b>					
TITLE: 10031HR-NN(G)					
LTR	REVISION	RECORD	DATE	DR	CHK
"본 도면은 연구전자의 지적재산이므로 영의 COPY 및 배포를 금합니다"					
SIZE	DWG. NO	REV			
A3	10031HR-00(G)-S				



APPLICABLE FFC



PCB LAYOUT

LTR	REVISION	RECORD	DATE	DR	CHK	I/NO	DESCRIPTION	MATERIAL	TITLE	TREATMENT	QTY	REMARK
	"본 도면은 연호전자의 지적재산이므로 임의의 COPY 및 배포를 금합니다"						SCALE	DRAWN	DESIGN	CHECK	APPD	SIZE
1	2	3	4	5	6	7	8	9	10	11	12	13

YEONHO ELECTRONICS CO., LTD.

10031HR-NN  
(PCB LAYOUT & FILM SPEC.)

10031HR-00-L